

UNIVERSAL ADAPTER HEIGHT BOOSTER

Ref. 020034

ENERGIA MOBILE is a **universal** magnetic **“Plug and Data/Charge”** solution using **POGO Pins** for smartphones and HHD.

The magnetic receiver connector adapter ensures optimal integration of your device with your Zebra RFD40.



MADE IN FRANCE

THE KIT



RECTO



VERSO
3M ULTRA RESISTANT
ADHESIVE



WITH BOOSTER HEIGHT
The connection between the Energia Mobile pogo and the RFD40 adapter plate works seamlessly.



WITHOUT BOOSTER HEIGHT
The terminal's ergonomic design interferes with the connection between the Energia Mobile pogo pin and the RFD40 adapter plate.

KEY FEATURES

✦ OPTIMAL USE WITH THE ZEBRA RFD40

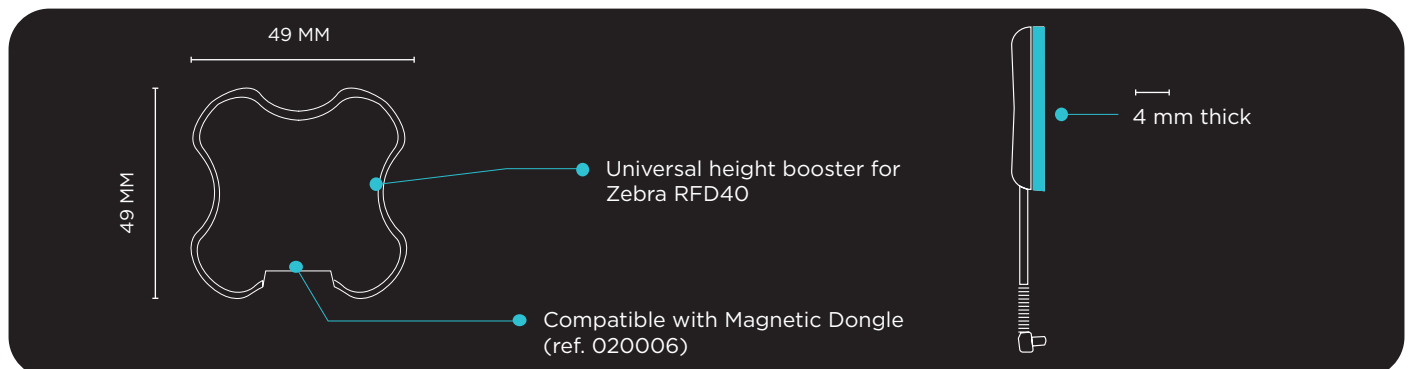
The riser adjusts the thick of the dongle for optimal use of an HHD equipped with the ENERGIA MOBILE + system Zebra RFD40 (ref.020019 / ref.020020).

✦ COMPATIBLE WITH THE ENERGIA MOBILE DONGLE (REF. 020006)

Spacer to be stuck underneath the ENERGIA MOBILE dongle.

✦ 3M VHB ADHESIVE FASTENER

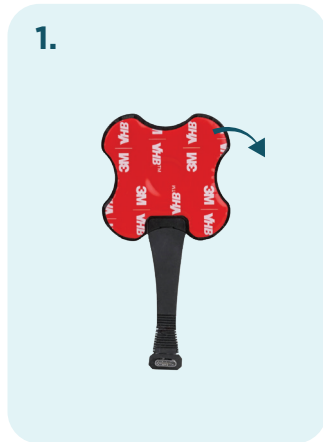
High-strength adhesive for a reliable and long-lasting hold.



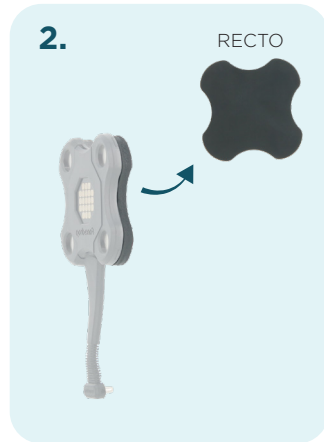
INSTALLATION GUIDE



Curing time required: at least 48 hours before use, at room temperature (15°C-30°C)



1. Take your ENERGIA MOBILE magnetic dongle (ref. 020006). Remove the protective film from the 3M adhesive on the back.



2. Attach it to the front of the booster seat.



3. Next, remove the protective film from the booster's adhesive. Position the booster and magnetic dongle precisely on the back of your HHD case, then, tick the assembly.
(For optimal installation, please refer to the instructions for ref. 020006.)




4. Install your HHD on your RFD40 and enjoy a fully optimised experience.

Ref. 020006 NOT INCLUDED WITH THE MAGNETIC ARMBAND

THE MAGNETIC DONGLE

Compatible with all mobile devices (smartphones, HHDs) equipped with a centered USB-C port, whether used with or without a protective case.



✦ SMART MAGNETIC INTERFACE


It protects and redirects the original USB-C port to the back of the device, allowing charging and data transfer without manual plugging for an instant and seamless connection.

✦ EASY INSTALLATION

Quick, tool-free installation: the attachment easily fixes to the back of the device or its case using a 3M VHB adhesive, ensuring a durable hold without the need for readjustment.

SPECIFICATIONS

Ref	Product	EAN code
020034	Energia Mobile - Universal Adapter Height Booster	3700992539201



MOBILISCASE.COM

www.mobiliscase.com



MOBILIS[®]
CARE & CARRY

USER MANUAL

The Magnetic POGO Pin Dongle shifts your device's USB-C port to a POGO connection. Once installed, it enables charging and data transfer without manual plugging – simply place your device on a compatible mount.

- Instant connection for both charging and data transfer.
- Universal: Compatible with all USB-C devices.



1

Clean and dry the surface before installing the Magnetic POGO Pin Dongle.



2

Insert the connector into your smartphone's USB-C port.



3

Peel off the adhesive backing on the back of the Magnetic POGO Pin Dongle.



4

Press down on the base of the Magnetic POGO Pin Dongle to position and tighten the cable.



5

Apply pressure across the entire surface to firmly attach the Magnetic POGO Pin Dongle to your device.

Note: A minimum bonding time of 72 hours is required before use, at room temperature (15°C to 30°C).



WARNING



Incorrect installation



Cable not tightened



Correct installation



Cable flush and secured

Non contractual visuals, realised with référence 020006 - Energia Mobile - Magnetic Pogo Pin Dongle

www.mobiliscase.com

@MOBILIS @Mobiliscase